




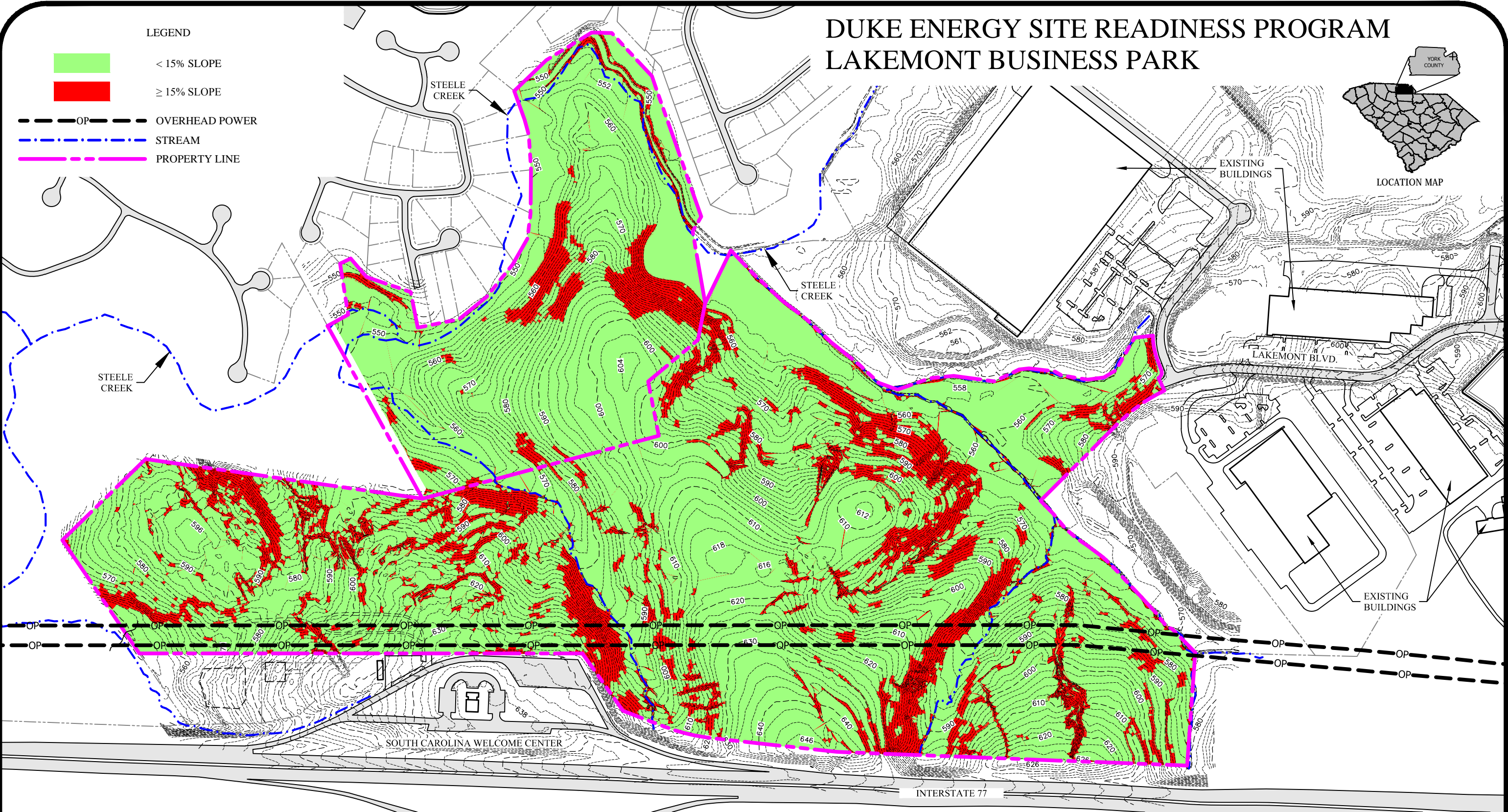
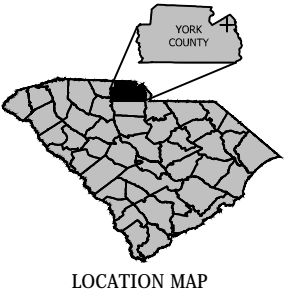


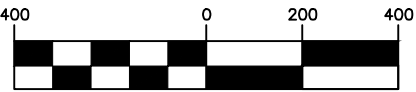
DUKE ENERGY SITE READINESS PROGRAM LAKEMONT BUSINESS PARK

LEGEND

-  < 15% SLOPE
-  ≥ 15% SLOPE
-  OVERHEAD POWER
-  STREAM
-  PROPERTY LINE



GRAPHIC SCALE



(IN FEET)
1 inch = 400 ft.



THIS SITE HAS BEEN EVALUATED AS PART OF
DUKE ENERGY'S SITE READINESS PROGRAM



CARLISLE ASSOCIATES
ARCHITECTS
ENGINEERS

PREPARED BY:
CARLISLE ASSOCIATES INC.
PO BOX 11528
COLUMBIA, SC 29201
(803) 252-3232

EXHIBIT 5
SLOPE ANALYSIS

AUGUST 22, 2013